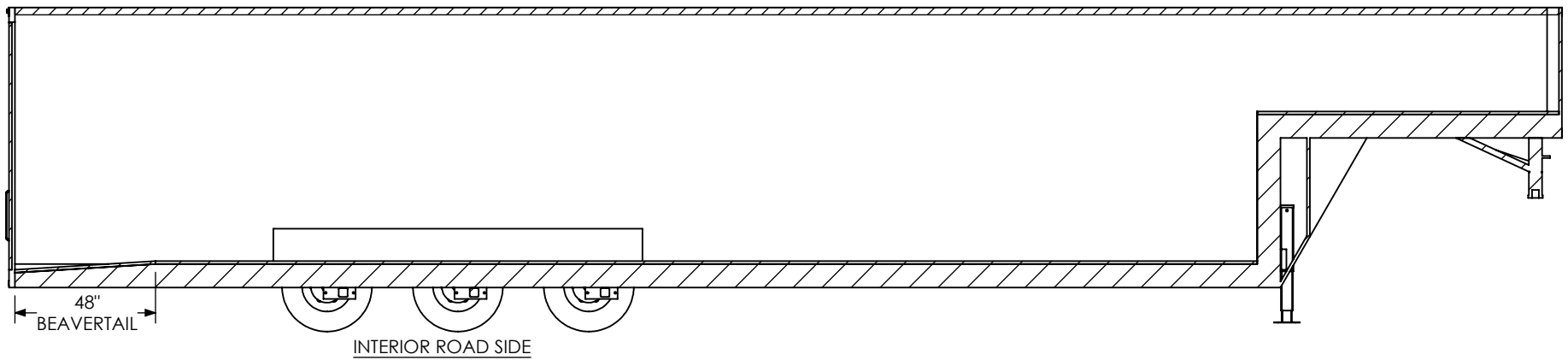
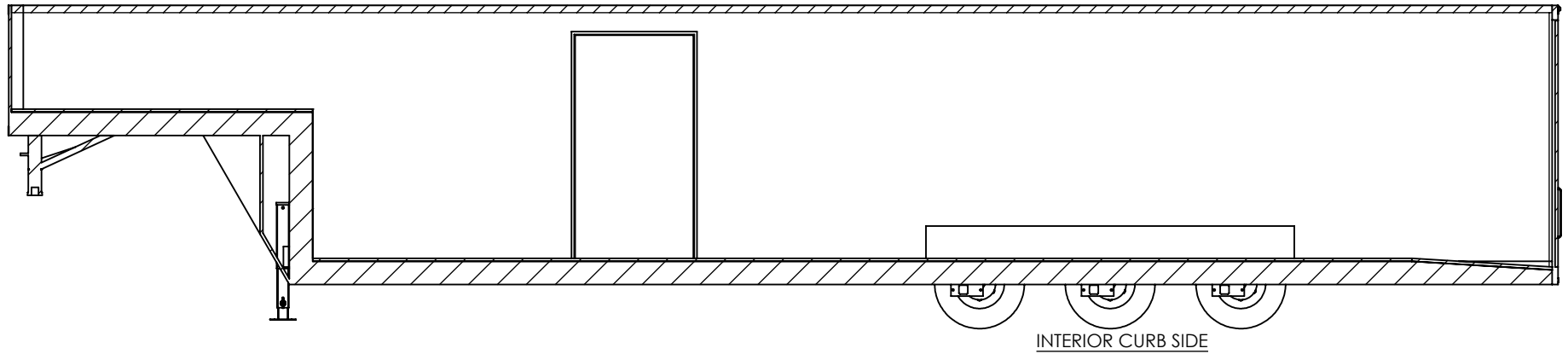


GRID = 12" x 12"

PROPRIETARY AND CONFIDENTIAL
 THE INFORMATION CONTAINED IN THIS DRAWING IS THE
 SOLE PROPERTY OF INTECH TRAILERS. ANY REPRODUCTION
 IN PART OR AS A WHOLE WITHOUT THE WRITTEN PERMISSION
 OF INTECH TRAILERS IS PROHIBITED.

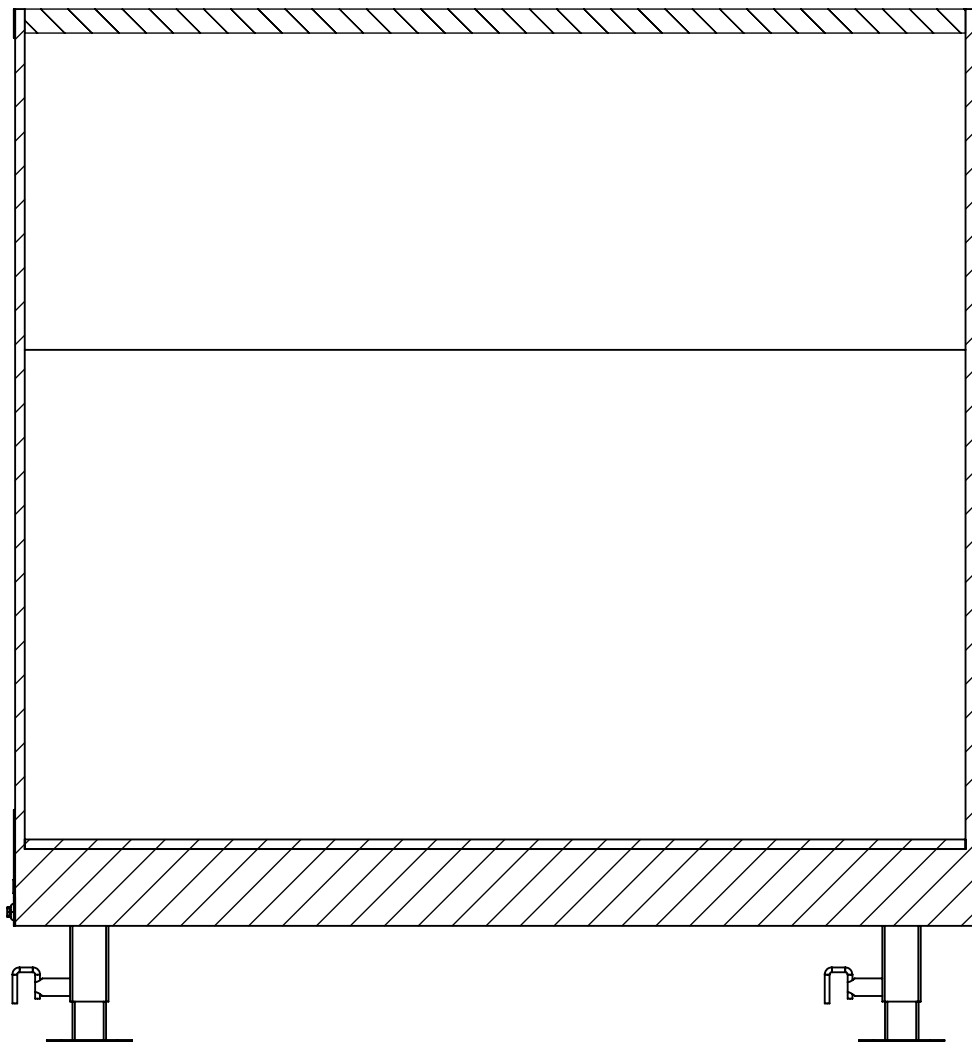
| | | | | |
|---|------|---------|--|--------------|
| | NAME | DATE | <i>inTech Trailers</i> TEMPLATE BGA8.5x44TTA FLOORPLAN | |
| DRAWN | NJM | 5/18/16 | | |
| CHECKED | | | | |
| ENG APPR. | | | | |
| ALL DIMENSIONS ARE IN INCHES AND ARE NOMINAL. DIMENSIONS ON ACTUAL TRAILER MAY VARY FROM WHAT IS SHOWN ON PRINT BASED ON ACTUAL FRAMING AND TRAILER STRUCTURE. UNLESS NOTED AS CRITICAL | | | DWG. NO. BGA8.5 TTA Trailer Assembly | REV. A |
| | | | SCALE: 1:56 | SHEET 1 OF 4 |



STANDARD:
 - INTERIOR HEIGHT - 84"
 - ENTRANCE DOOR - 36"

PROPRIETARY AND CONFIDENTIAL
 THE INFORMATION CONTAINED IN THIS DRAWING IS THE
 SOLE PROPERTY OF INTECH TRAILERS. ANY REPRODUCTION
 IN PART OR AS A WHOLE WITHOUT THE WRITTEN PERMISSION
 OF INTECH TRAILERS IS PROHIBITED.

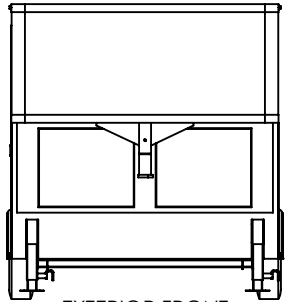
| | | | | |
|---|------|---------|---|--------------|
| | NAME | DATE | <i>inTech Trailers</i> TEMPLATE BGA8.5x44TTA INTERIOR SIDES | |
| DRAWN | NjM | 5/18/16 | | |
| CHECKED | | | | |
| ENG APPR. | | | | |
| ALL DIMENSIONS ARE IN INCHES AND ARE NOMINAL. DIMENSIONS ON ACTUAL TRAILER MAY VARY FROM WHAT IS SHOWN ON PRINT BASED ON ACTUAL FRAMING AND TRAILER STRUCTURE. UNLESS NOTED AS CRITICAL | | | DWG. NO. BGA8.5 TTA Trailer Assembly | REV. A |
| | | | SCALE: 1:56 | SHEET 2 OF 4 |




INTERIOR FRONT

| | | | | |
|---|------|---------|---|--------------|
| | NAME | DATE | <i>inTech Trailers</i> TEMPLATE BGA8.5x44TTA INTERIOR FRONT | |
| DRAWN | NJM | 5/18/16 | | |
| CHECKED | | | | |
| ENG APPR. | | | | |
| ALL DIMENSIONS ARE IN INCHES AND ARE NOMINAL. DIMENSIONS ON ACTUAL TRAILER MAY VARY FROM WHAT IS SHOWN ON PRINT BASED ON ACTUAL FRAMING AND TRAILER STRUCTURE. UNLESS NOTED AS CRITICAL | | | DWG. NO. | REV. |
| | | | BGA8.5 TTA Trailer Assembly | A |
| | | | SCALE: 1:20 | SHEET 3 OF 4 |


PROPRIETARY AND CONFIDENTIAL
 THE INFORMATION CONTAINED IN THIS DRAWING IS THE
 SOLE PROPERTY OF INTECH TRAILERS. ANY REPRODUCTION
 IN PART OR AS A WHOLE WITHOUT THE WRITTEN PERMISSION
 OF INTECH TRAILERS IS PROHIBITED.



EXTERIOR FRONT




EXTERIOR ROAD SIDE



EXTERIOR REAR

RAMP DOOR STANDARD SIZE 90"W x 84" H



EXTERIOR CURB SIDE

| | | | | |
|---|------|---------|---|--------------|
| | NAME | DATE | <i>inTech Trailers</i> TEMPLATE BGA8.5x44TTA EXTERIOR | |
| DRAWN | NjM | 5/18/16 | | |
| CHECKED | | | | |
| ENG APPR. | | | | |
| ALL DIMENSIONS ARE IN INCHES AND ARE NOMINAL. DIMENSIONS ON ACTUAL TRAILER MAY VARY FROM WHAT IS SHOWN ON PRINT BASED ON ACTUAL FRAMING AND TRAILER STRUCTURE. UNLESS NOTED AS CRITICAL | | | DWG. NO. BGA8.5 TTA Trailer Assembly | |
| | | | SCALE: 1:72 | |
| PROPRIETARY AND CONFIDENTIAL THE INFORMATION CONTAINED IN THIS DRAWING IS THE SOLE PROPERTY OF INTECH TRAILERS. ANY REPRODUCTION IN PART OR AS A WHOLE WITHOUT THE WRITTEN PERMISSION OF INTECH TRAILERS IS PROHIBITED. | | | REV. A | SHEET 4 OF 4 |